


COMPETITIVE EVENTS GALLERY

OUR NEW COMPETITIVE EVENTS GALLERY IS LOCATED AT:

KWGYMNASTICS.PIXISET.COM

Each gallery listed on this page will have a unique login password that will be provided to you as a parent of a competitive athlete if your athlete was involved in the event that was photographed. (i.e. WAG parents will get access to the WAG event, MAG parents to the MAG events, etc)

1. on the home page select the gallery you wish to view.

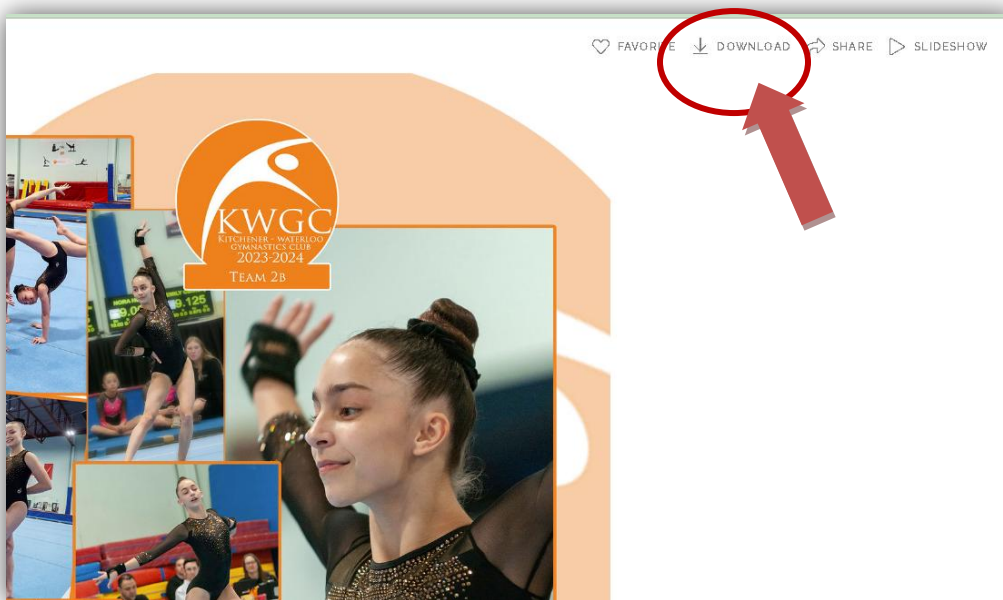


2. You will be taken to a login page for that gallery. Type in the password that was given to you by the administrators.

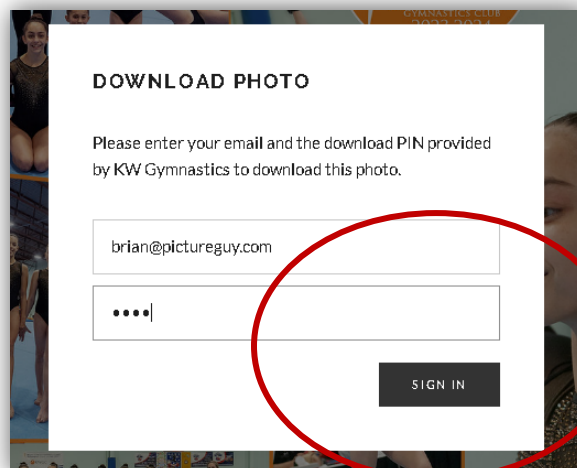


COMPETITIVE EVENTS GALLERY

3. After entering your password you can click the link "VIEW GALLERY" or simply scroll down.
4. You can scroll up and down through the gallery and click on the image you would like to see in full screen. Once you are viewing the image full screen, small arrows will appear on the left and right of the screen to change to the previous or next image.
5. To download an image, once you are viewing it in full screen, click "DOWNLOAD" in the top right corner of the screen.



6. You will be required to enter a Download PIN number to continue. Each gallery will have a unique Download PIN to ensure further privacy. This PIN will be provided by the administrator. Then click "SIGN IN".



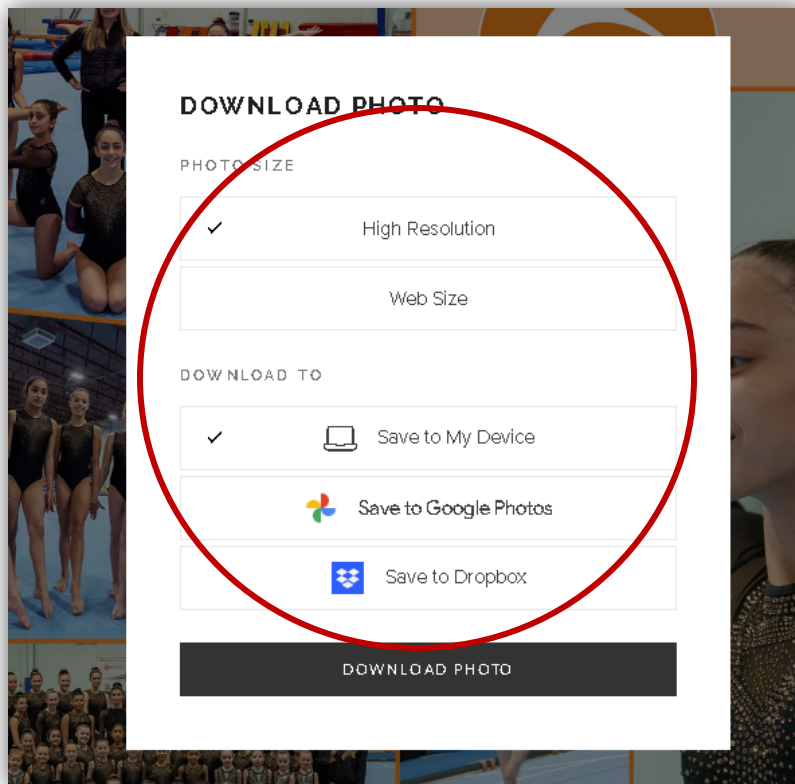
The image shows a 'DOWNLOAD PHOTO' form. The form has a title 'DOWNLOAD PHOTO' and a message: 'Please enter your email and the download PIN provided by KW Gymnastics to download this photo.' There are two input fields: the first contains the email address 'brian@pictureguy.com', and the second is a password field with four dots. Below the input fields is a 'SIGN IN' button. The 'SIGN IN' button is circled in red.

COMPETITIVE EVENTS GALLERY

7. A download option screen will appear. After making your selection, click on "DOWNLOAD PHOTO"

- Photo size:
1. Choose High Resolution (large file) for printing or enlargements
 2. Choose Web Size (small file) for social media, email, etc

- Download to:
1. Save to My Device to save the image to your computer. If you select this option, the images will automatically download into your "DOWNLOADS" folder on your computer. You can then go to your "DOWNLOADS" folder and copy or move the images to wherever you want them on your computer.
 2. Save to Google Photos if you are subscribed
 3. Save to Dropbox if you have a Dropbox subscription to share the images



8. After downloading your picture you will be returned to the full screen image. You can click the back button in the top left corner to return to the gallery or move your mouse to the left or right side of the screen to get the navigation arrow to take you to the next picture in the gallery.